

MI'KMAQ HONOUR SONG

Incorporating
Traditional Chant

For Mixed Choir

Lydia Adams

#11

Animal sounds sequence begins.
Allow 5 seconds between animal
sounds up to letter A, next page.

CLUSTER
BEGINS:

(3 seconds between cues, up to Cue 7.)

Wind 1* Loon 1

Cue 1 Cue 2 Cue 3 Cue 4 Cue 5 Cue 6 Cue 7 (5 secs. between cues until Cue 12.) Cue 8 Cue 9

1
Middle
C p
(Hum - 5 secs.)

2
C#

3
D

4
E^b

5
E

6
F

7
B

8
B^b

9
A

10
A^b

11
G

Wind 2* Loon 2

When building the cluster, allow 2 to 3 seconds between cues.
Once you have achieved your full cluster, each group of singers
should follow their score, slowly changing notes at a staggered pace.

*Once the blowing wind sound has been cued, it continues
uninterrupted through to the end of the work. It should be handed back
and forth across the room from Wind singer 1 to Wind singer 2. The
wind can be heavy or light at the singer's whim on a "Shhh" sound for
the length of one breath.

2 MI'KMAQ HONOUR SONG

A

After the mood has been set, with the cluster hum and animal sounds established, the conductor should begin the chant.

Birdcall 1 Birdcall 2

Cue 10 Cue 11 Cue 12:
 Leave 5 secs. Chant begins

Owl Chipmunk Wolf

The score consists of five staves. The first two staves show birdcalls. The third staff shows an owl sound. The fourth staff shows a chipmunk sound. The fifth staff shows a wolf sound. Vertical dashed lines indicate cue points. Cue 10 is at the start of the first staff. Cue 11 is at the start of the second staff. Cue 12 is at the start of the third staff. The text 'Leave 5 secs. between cues.' is written below Cue 10.

Animal sounds sequence continues, uncondacted or sub-condacted.

CHANTERS: Treble voices, tutti

mp

$\text{♩} = 60$

Ee go ee gan-nay, ee go ee go ee gan-nay, ee

The musical notation is on a single staff in treble clef, 3/4 time. It starts with a tempo marking of quarter note = 60. The melody consists of eighth and quarter notes. The lyrics are written below the notes.

p

Hand Drum $\frac{3}{4}$ 7

The hand drum notation consists of a series of vertical lines with an 'x' at the top, indicating drum hits. There are 10 hits in total, corresponding to the 10 notes of the chant. The first hit is on the first quarter note, and the remaining hits are on the eighth notes.

A



Loon 1



Owl



Birdcall 1

5 10

go ee go ee gan-nay ach gan-noo dy-ee. Ee go ga-noo dy-ee ay, ay - ee go ee gan-nay, ee

x x x | x x x | x x x | x x x | 2/4 x x | 3/4 x x x x x |

4 MI'KMAQ HONOUR SONG



Chipmunk



Birdcall 2

5 to 10
go to drum



Loon 2

12

TREBLE PART 1 *mf* 15

go ee go ee gan-nay ach gan-noo dy-ee. Ee go ee gan-nay, ee go ee go ee

TREBLE PART 2 *mf*

Ee go ee gan-nay, ee go ee

Hand Drum

x x x | x x x | x x x | x x x | x x x | x x x | x x x |

(B)



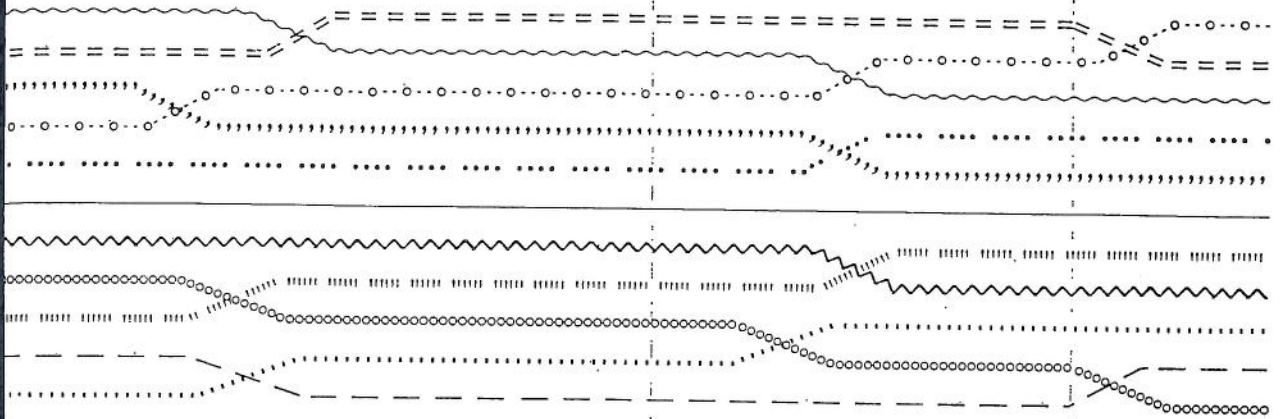
Birdcall I



Wolf



Owl



20



gan-nay, ee go ee go ee gan-nay, ach gan-noo dy-ee, ee go gan-noo dy-ee ay,



go ee gan-nay, ee go ee go ee gan-nay ach gan-noo dy-ee, ee go gan - noo dy-ee ay,



6 MI'KMAQ HONOUR SONG



Birdcall 2



Chipmunk



Owl

24

25

Tutti
UNISO

UNISO
p

Drum $\frac{3}{4}$

©



Loon 1



Loon 2



Chipmunk

30

©

After the chant has finished, all singers should move back to C over a period of 10 to 12 seconds. The C should be held for at least 10 seconds with a gradual fade out.


Cue 13

Cue 14



10 to 12 seconds

10 to 12 seconds

or



or

Wind continues to end.

rit. *pp* *ppp*

Ooo - - (Hum) niente

